

# BONBON SHADE

PRODUCT FACT SHEET



## BONBON SHADE

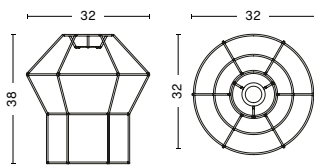
DESIGN BY ANA KRAŠ, 2019

Inspired by her drawings, Ana Kraš' woven Bonbon Shades are produced using an original technique to create textured, one-of-a-kind pieces. Every shade is hand woven with nylon-wool yarn around a powder-coated steel frame, resulting in individual lampshades that vary slightly in their appearance and surface aesthetic. Bonbon is available in several designs and sizes – as table/floor lamps or pendants – depending on the chosen cord set, but stands equally well alone as a powerful decorative object even when the bulb is not switched on.

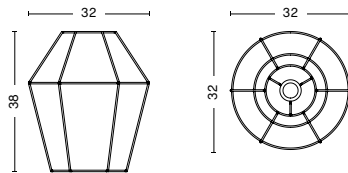
### HIGHLIGHTS

- A family of hand-woven lamp shades that transcends art and design boundaries.
- High quality fabric, 80% wool, 20% nylon yarn mix.
- The cord sets for the lamps are sold separately and are available in two designs – a table/floor variant with an in-line on/off rocker switch, and a pendant variant for ceiling lamps.
- Both cord sets come without a bulb.
- Available in different sizes and colours.
- Suitable for both private and office environments.
- For indoor use only.

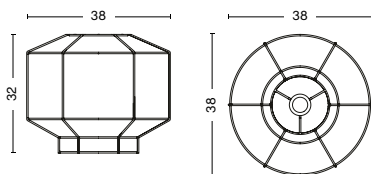
### DIMENSIONS



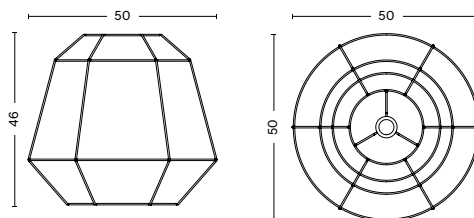
BONBON SHADE 310  
WIDTH 31 CM  
DEPTH 31 CM  
HEIGHT 34 CM



BONBON SHADE 320  
WIDTH 32 CM  
DEPTH 32 CM  
HEIGHT 38 CM



BONBON SHADE 380  
WIDTH 38 CM  
DEPTH 38 CM  
HEIGHT 32 CM



BONBON SHADE 500  
WIDTH 50 CM  
DEPTH 50 CM  
HEIGHT 46 CM

### MATERIALS

SHADE FRAME

Powder coated steel.

SHADE EXTERIOR

Yarn in 80% wool and 20% nylon mix.

### CONSTRUCTION





















The shade is hand-woven using an original weaving technique around a spot welded, powder coated steel frame. The entire production is based in Europe.

### COUNTRY OF ORIGIN

Ukraine

## COLOUR & FINISH

Please note that the colour codes are indicative.

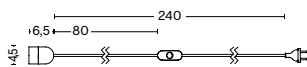
SHADE	FRAME	CREAM WHITE POWDER COATED STEEL	CORAL POWDER COATED STEEL	PEBBLE GREY POWDER COATED STEEL	DARK BLUE POWDER COATED STEEL
					
PETIT BLEU 310					
GREY MELANGE 320					
YELLOW MELANGE 320					
ICE CREAM 380					
CITY 380					
EARTH TONES 500					
BLUE TONES 500					
LAVENDER NOTES 500					



## COMMON TABLE CORD SET

A versatile Cord Set designed for use with table lamps. It comprises an E27 fitting, fabric cord, inline on/off rocker switch and plug. The design is compatible with all HAY lamps that are based around a standard removable E27 light fitting.

### DIMENSIONS



DIAMETER 4,5 CM  
CORD LENGTH 240 CM  
HEIGHT 6,5 CM

### MATERIALS

BULB HOLDER  
Injection moulded PBT, PC.

CORD  
Braided fabric with silicone insulation.

SWITCH  
Injection moulded ABS.

### COLOUR & FINISH

Please note that the colour codes are indicative.



SOFT BLACK



CLAY WHITE

## BONBON SHADE 310, 320 & 380

### TECHNICAL SPECIFICATIONS

RECOMMENDED LIGHT SOURCE*	DIMMABLE	POWER SUPPLY	IP	CORD LENGTH	SWITCH
LED E27 (A19), 10-13W (max. 15W), 1000-1500lm, 2700K warm white	No	220-240V AC at 50/60Hz	20	240 cm	Inline switch located 80 cm   from the fitting

\*Bulb not included.

### TEST SPECIFICATION OUTPUTS\*

FLUX (LUMENS), CCT (KELVIN) & CRI (1-100)

The levels will vary depending on the type of bulb used in the lamp.

## BONBON SHADE 500

### TECHNICAL SPECIFICATIONS

RECOMMENDED LIGHT SOURCE*	DIMMABLE	POWER SUPPLY	IP	CORD LENGTH	SWITCH
LED E27 (A21 or G30), 10-13W (max. 15W), 1000-1500lm, 2700K warm white	No	220-240V AC at 50/60Hz	20	240 cm	Inline switch located 80 cm   from the fitting

\*Bulb not included.

### TEST SPECIFICATION OUTPUTS\*





FLUX (LUMENS), CCT (KELVIN) & CRI (1-100)

The levels will vary depending on the type of bulb used in the lamp.

### CERTIFICATES

CE APPROVED

This product has been assessed and complies with the essential requirements of the relevant European directives.

LED   IP20  

Tested according to the following European EN IEC standards which relate specifically to electrical lighting products including:

- EN 55015:2013 (radio disturbance)
- EN 61547:2009 (EMC immunity)
- EN 61000-3-2:2014 (EMC compatibility)
- EN 61000-3-3:2013 (EMC compatibility)
- EN 60598-2-4:1997 (portable luminaires)
- EN 60598-1:2015 (general requirements)
- EN 62493:2010 (human exposure to EMC)

### COUNTRY OF ORIGIN

China

### DOWNLOADS

Packshots and lifestyle photos, 2D 3D files, care and maintenance, instructions, test certificates, product fact sheets, and product presentations are available in our Digital Library at hay.com.

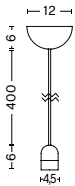
[LINK TO DIGITAL LIBRARY](#)



## COMMON PENDANT CORD SET

A versatile ceiling mounted Cord Set that allows for multiple cable configurations. The fabric cable can be adjusted in length to suit the environment. The design is compatible with all HAY lamps that are based around a standard removable E27 light fitting.

### DIMENSIONS



DIAMETER 12 CM  
CORD LENGTH 400 CM  
HEIGHT 6 CM

### MATERIALS

**BULB HOLDER**  
Injection moulded PBT, PC

**CANOPY**  
Injection moulded ABS

**CORD**  
Braided fabric with silicone insulation.

**CEILING BRACKET**  
Bend sheet metal, machined cord grip

### COLOUR & FINISH

Please note that the colour codes are indicative.



SOFT BLACK



CLAY WHITE



BETON GREY



RUSTY RED



GARDEN GREEN



AMBER YELLOW



PASTEL LILAC



ANTHRACITE BLUE

## BONBON SHADE 310, 320 & 380

### TECHNICAL SPECIFICATIONS

RECOMMENDED LIGHT SOURCE*	DIMMABLE	POWER SUPPLY	IP	CORD LENGTH	SWITCH
LED E27 (A19), 10-13W (max. 15W), 1000-1500lm, 2700K warm white	Yes**	220-240V AC at 50/60Hz	20	400 cm	No

\*Bulb not included.

\*\*If used in conjunction with a wall-mounted dimmer and suitable LED bulb.

### TEST SPECIFICATION OUTPUTS\*

FLUX (LUMENS), CCT (KELVIN) & CRI (1-100)

The levels will vary depending on the type of bulb used in the lamp.

## BONBON SHADE 500

### TECHNICAL SPECIFICATIONS

RECOMMENDED LIGHT SOURCE*	DIMMABLE	POWER SUPPLY	IP	CORD LENGTH	SWITCH
LED E27 (A21 or G30), 10-13W (max. 15W), 1000-1500lm, 2700K warm white	Yes**	220-240V AC at 50/60Hz	20	400 cm	No

\*Bulb not included.

\*\*If used in conjunction with a wall-mounted dimmer and suitable LED bulb.

### TEST SPECIFICATION OUTPUTS\*

FLUX (LUMENS), CCT (KELVIN) & CRI (1-100)

The levels will vary depending on the type of bulb used in the lamp.

### CERTIFICATES

CE APPROVED

This product has been assessed and complies with the essential requirements of the relevant European directives.

LED   IP20  

Tested according to the following European EN IEC standards which relate specifically to electrical lighting products including:

- EN 55015:2013 (radio disturbance)
- EN 61547:2009 (EMC immunity)
- EN 61000-3-2:2014 (EMC compatibility)
- EN 61000-3-3:2013 (EMC compatibility)
- EN 60598-2-4:1997 (portable luminaires)
- EN 60598-1:2015 (general requirements)
- EN 62493:2010 (human exposure to EMC)

### COUNTRY OF ORIGIN

China

### DOWNLOADS

Packshots and lifestyle photos, 2D 3D files, care and maintenance, instructions, test certificates, product fact sheets, and product presentations are available in our Digital Library at hay.com.

[LINK TO DIGITAL LIBRARY](#)