

PANTOP Ø23 TABLE LAMP

Assembly Instruction



Before you get started



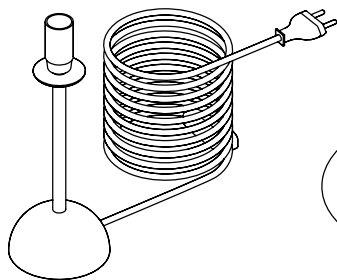
Read the entire manual
before mounting

Cleaning: Turn off the electricity. Wipe off dust with a dry, soft cloth. If needed, clean with a soft cloth dampened in lukewarm water with a mild detergent without abrasives, solvents, alcohol or acid. Water must have evaporated before the lamp is switched on again.


Safety: Consult a qualified electrician if in any doubt. Indoor use only. If the external flexible cable or cord of this luminaire is damaged, it shall be replaced by the manufacturer's service agent or a qualified person.

Light source recommendation: LED, E14, 2700K, max. 25W, max Ø5cm, CRI90+. For optimal brightness choose a light source with corresponding lumen output: for reading light: 500-800, and for atmospheric light choose 300-500 lumens.

Box contains:



1.



2.



3.



4.



5.



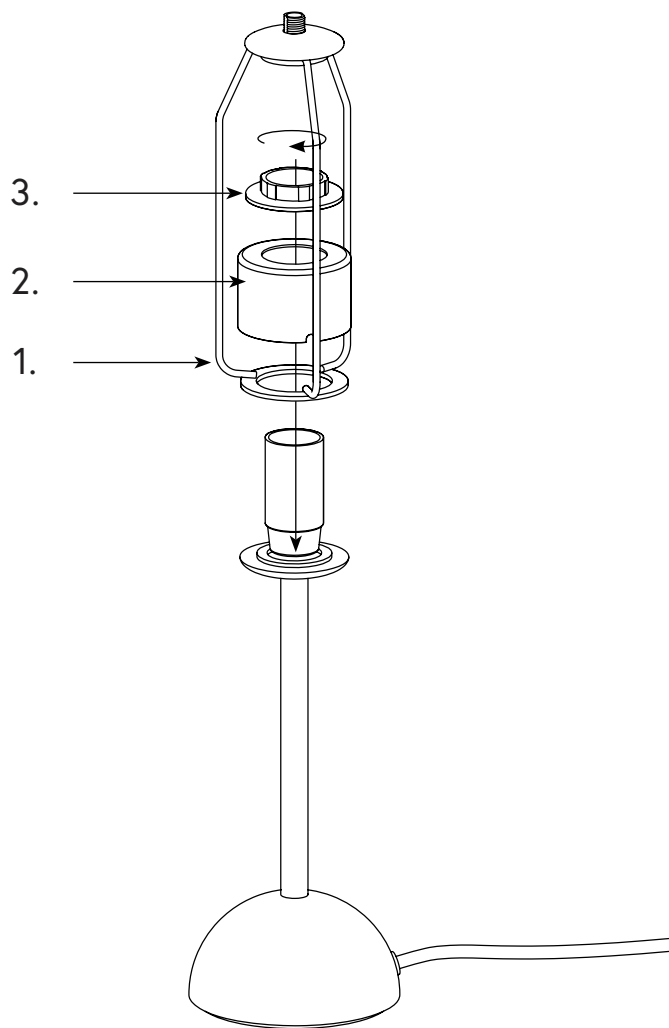
6.

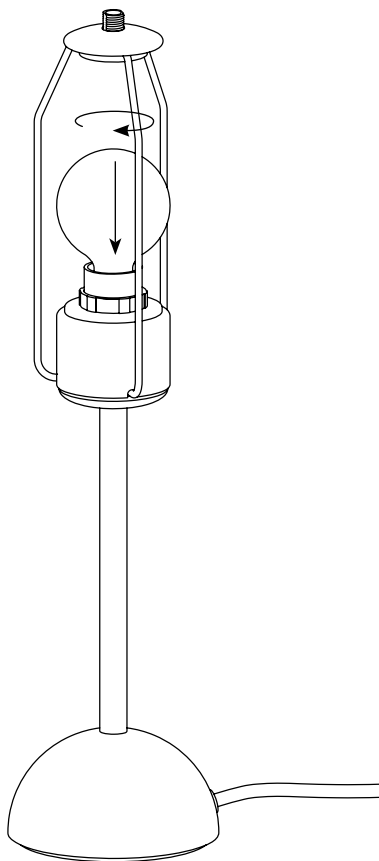
You will also need:

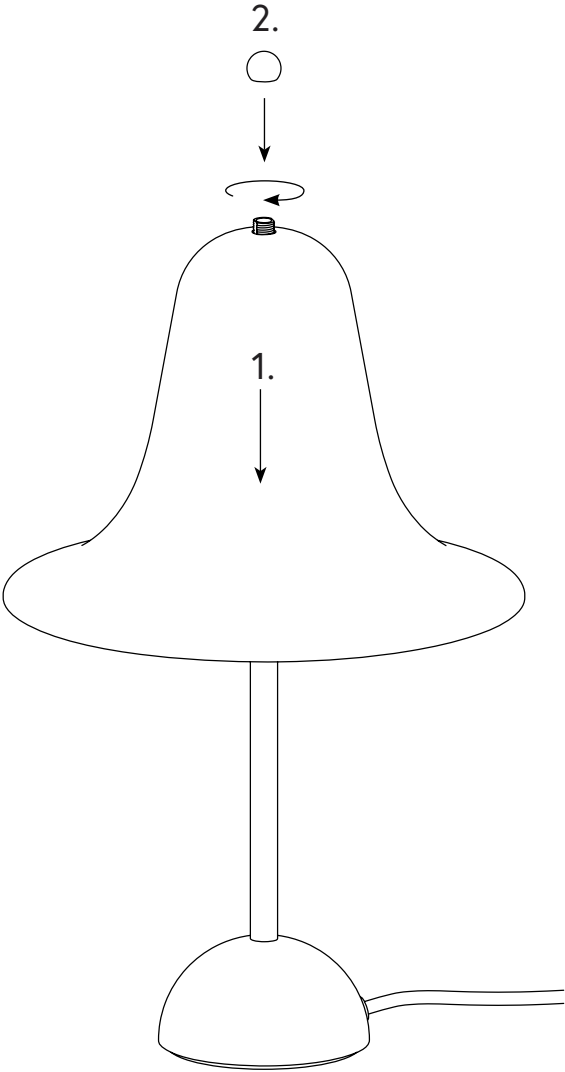


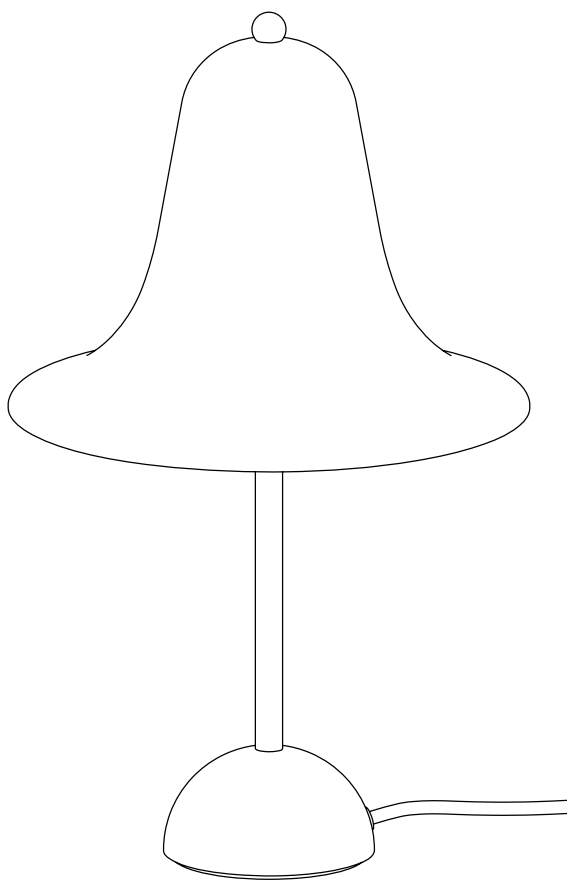
E14, max. 25W

1











Egeskovvej 29 | 8700 Horsens | Denmark
info@verpan.com | verpan.com

Supplier fsc
logo is placed
here. Black
with no
background
width: 17mm