

DESIGN BY JULIEN RENAULT

HAY

# COMPASS LAMP COLLECTION

## HIGHLIGHTS

- Part of a progressive and technologically advanced lighting collection
- A family of pendants and a floor lamp unified by a common conical aluminium shade
- The pendants come in two variants – a fixed pendant in two sizes and an adjustable pendant in one size
- The counterbalanced height-adjustable pendant allows precise positioning, providing ambient glow or focused task light
- Suitable for both private and office environments



# COMPASS LAMP COLLECTION DESIGN BY JULIEN RENAULT

Designed by Julien Renault for HAY, Compass is a series of pendants and floor lamp typologies unified by their distinctive conical silhouette. The range includes a freestanding floor lamp with a 360-degree rotating base and extendable arm, offering a flexible alternative to ceiling fixtures while creating an elegant arched silhouette. Pendant designs include classic ceiling-hung models with a fixed cord length, alongside a height-adjustable variant featuring a counterbalanced weight. Expertly balancing form and function, Compass offers a versatile lighting solution that complements both domestic and office environments.

French designer Julien Renault blends rational methods with artistic freedom in his approach to design. Based in Brussels, he draws inspiration from everyday life, transforming the ordinary into something beautiful. His work for numerous international brands reflects the deep connection between objects and their environments. For HAY, Julien has designed the Pastis Table and Chair series, Compass Lamp Collection, and Layout Chair.

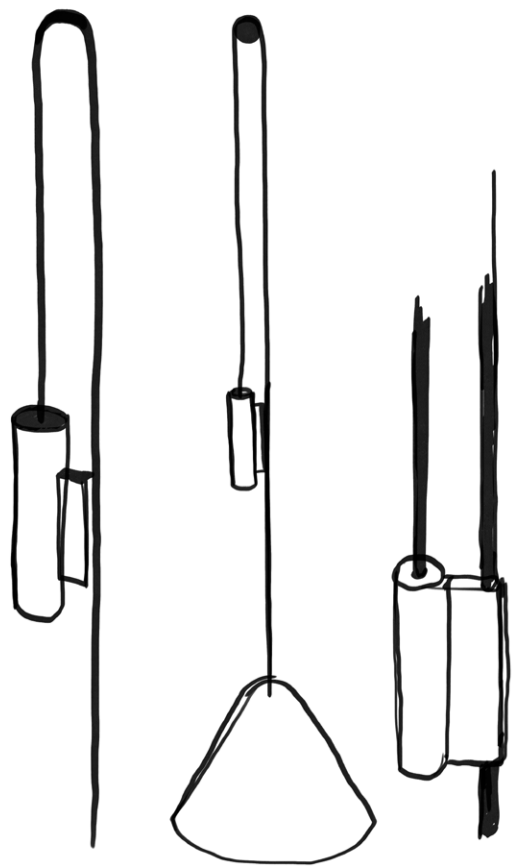


Julien Renault



Compass Pendant 260 & 430 | Brushed aluminium  
Compass Adjustable Pendant 430 | Brushed aluminium





The counterbalanced height-adjustable pendant allows precise positioning, providing ambient glow or focused task light.







Compass Adjustabel Pendant 430 | Brushed aluminium



Compass Adjustabel Pendant 430 | Brushed aluminium  
Compass Pendant 260 | Pompeian red aluminium





Compass Adjustabel Pendant 430 | Oister white aluminium





Compass Adjustabel Pendant 430 | Brushed aluminium



Compass Adjustabel Pendant 430 | Brushed aluminium  
Compass Pendant 260 | Pompeian red aluminium





Compass Pendant 260 | Pompeian red aluminium  
Compass Pendant 260 | Soft black aluminium





MATERIALS

SHADE  
Spun aluminium in brushed or wet sprayed finish with bulb holder bracket on inside

CEILING CANOPY  
Spun aluminium in brushed or wet sprayed finish

COUNTERWEIGHT  
Extruded aluminium casing in brushed or wet sprayed finish with die-cast end caps. Sand-cast iron weight

CORD  
Braided textile cable in black with silicone insulation


















PRODUCT INFORMATION

DESIGN YEAR  
2025

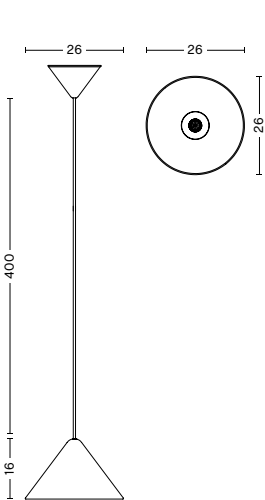
COUNTRY OF ORIGIN  
China

COLOUR & FINISH

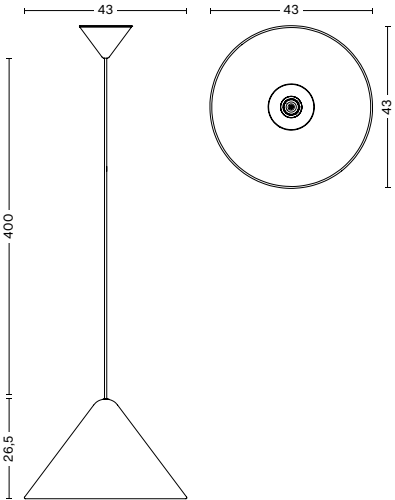
Please note that the colours are indicative

VARIANT		Compass Pendant 260	Compass Pendant 430	Compass Adjustable Pendant 430
COLOUR				
Brushed aluminium				
Soft black				
Oyster white				
Pompeian red				

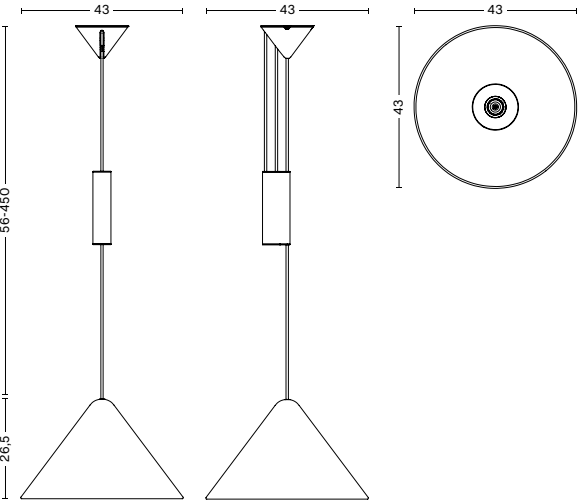
DIMENSIONS



COMPASS PENDANT 260  
Width 26 cm  
Depth 26 cm  
Height 16 cm  
Weight 0,8 kg



COMPASS PENDANT 430  
Width 43 cm  
Depth 43 cm  
Height 16 cm  
Weight 1,3 kg



COMPASS ADJUSTABLE PENDANT 430  
Width 43 cm  
Depth 43 cm  
Height 16 cm  
Weight 3,2 kg





COMPASS PENDANT 260

TECHNICAL SPECIFICATION

RECOMMENDED LIGHT SOURCE  
LED GX53, 5-8W (max. 8W), 500-800lm, 3000K warm white  
Bulb not included

DIMMABLE  
No

POWER SUPPLY  
220-240V AC at 50/60Hz

IP  
20

CORD LENGTH  
400 cm

SWITCH  
No

TEST SPECIFICATION OUTPUTS

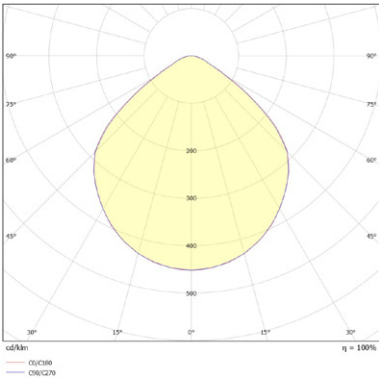
Photometrics and the test specification shown is taken using the recommended LED bulb fitted in the production luminaire

LUMEN (LM)  
500-800lm

KELVIN (CCT)  
3000K warm white

CRI (1-100)  
90

PHOTOMETRICS







COMPASS PENDANT 430

TECHNICAL SPECIFICATION

RECOMMENDED LIGHT SOURCE  
LED E27 (A19), 10-13W (max. 15W), 1000-1500lm, 3000K warm white  
Bulb not included

DIMMABLE  
No

POWER SUPPLY  
220-240V AC at 50/60Hz

IP  
20

CORD LENGTH  
400 cm

SWITCH  
No

TEST SPECIFICATION OUTPUTS

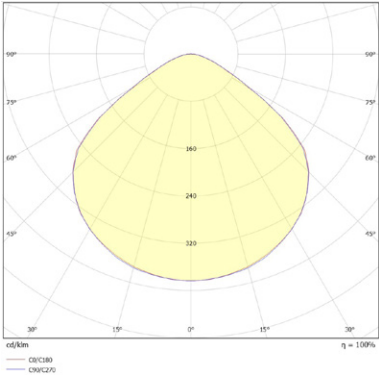
Photometrics and the test specification shown is taken using the recommended LED bulb fitted in the production luminaire

LUMEN (LM)  
1000-1500lm

KELVIN (CCT)  
3000K warm white

CRI (1-100)  
90

PHOTOMETRICS







COMPASS ADJUSTABLE PENDANT 430

TECHNICAL SPECIFICATION

RECOMMENDED LIGHT SOURCE  
LED E27 (A19), 10-13W (max. 15W), 1000-1500lm, 3000K warm white  
Bulb not included

DIMMABLE  
No

POWER SUPPLY  
220-240V AC at 50/60Hz

IP  
20

CORD LENGTH  
500 cm

SWITCH  
No

TEST SPECIFICATION OUTPUTS

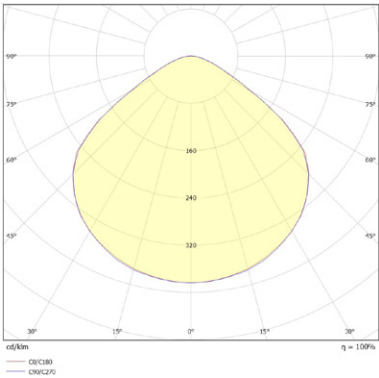
Photometrics and the test specification shown is taken using the recommended LED bulb fitted in the production luminaire

LUMEN (LM)  
1000-1500lm

KELVIN (CCT)  
3000K warm white

CRI (1-100)  
90

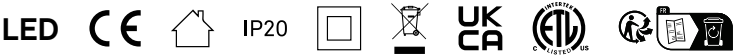
PHOTOMETRICS





CERTIFICATES

CE APPROVED  
This product has been assessed and complies with the essential requirements of the relevant European directives.



Tested according to the following European EN IEC standards which relate specifically to electrical lighting products including:

- EN 60598-2-1 (fixed luminaires)
- EN 60598-1 (general requirements)
- EN 62493 (human exposure to EMC)

DOWNLOADS

Packshots and lifestyle photos, 2D / 3D files, care and maintenance, instructions, test certificates, product fact sheets, and product presentations are available in our Digital Library at hay.com.  
[LINK TO DIGITAL LIBRARY](#)

