

## Care and Cleaning / Conservación y limpieza

### Instructions / Consejos



**1 Vacuum your rug regularly.**  
Recomendamos pasar el aspirador frecuentemente.



**2 Clean spills correctly before they dry.**  
Limpiar las posibles manchas con la solución adecuada antes de que se sequen.



**3 When necessary, take your rug to a specialist dry-cleaner.**  
Recomendamos llevar la alfombra en tintorerías especializadas, en caso que sea necesario.

Stains / Manchas	What to use / Qué usar	How/ Cómo
<p>Coffee / Café Tea / Té Milk / Leche Chocolate / Chocolate Wine / Vino Blood / Sangre Urine / Excrements / Orina / Excrementos</p>	<p>Dilution of detergent / Disolución de detergente + Vinegar / Vinagre + Warm water / Agua tibia</p>	<p>First vacuum and then apply the dilution with a damp sponge. Afterwards, carefully rub with a clean cloth and leave to dry. cloth and allow drying. Pasará primero el aspirador y aplicará la dilución con una esponja húmeda. Limpiar luego con un trapo limpio y dejar secar.</p>
<p>Grease / Grasas Wax / Cera Ink / Tinta</p>	<p>Solvent (Perchloroethylene) / Disolvente (Perclorotileno)</p>	<p>Test colour resistance first on a corner, then apply the solvent with a clean white cloth directly on the stain. Comprobar primero en una esquina la resistencia del color y aplicar con un trapo blanco limpio directamente sobre la mancha.</p>
<p>Mud / Barro General dirt / Suciedad en general</p>	<p>Ammonia / Amoníaco + Warm water / Agua tibia</p>	<p>Leave the stain to dry and then brush. Finally apply the dilution with a damp sponge. Afterwards, rub carefully with a clean cloth and leave to dry. Dejar secar, cepillar y aplicar la dilución con una esponja húmeda. Limpiar luego con un trapo limpio y dejar secar.</p>



Can be dry-cleaned  
Se puede lavar en seco

Fibre 100% Wool  
Fibra 100% Lana

MADE IN PAKISTAN

Nani Marquina SL  
NIF B58468521


















Head Office  
Església 10, 3er D  
T + 34 932 376 465  
F + 34 932 175 774  
08024 Barcelona (Spain)  
info@nanimarquina.com  
www.nanimarquina.com

**nanimarquina**

TECHNICAL CERTIFICATIONS  
*CERTIFICACIONES TÉCNICAS*

# TECHNICAL CERTIFICATIONS

## CERTIFICACIONES TÉCNICAS

<b>Reaction to fire</b> <i>Reacción al fuego</i>	UNE-EN 13501-1:2019		Contract use. Good fire behaviour. Low smoke density. <i>Uso contractual. Buen comportamiento al fuego. Baja densidad de humo.</i>
			Contract use. Medium fire behaviour. Low smoke density. <i>Uso contractual. Comportamiento al fuego medio. Baja densidad de humo.</i>
			Contract use. Low fire behaviour. <i>Comportamiento al fuego menor. Baja densidad de humo.</i>
	ASTM E648		Radiant heat resistance. <i>Resistencia calor radiante.</i>
	CFR 16 PART 1630/1631		Surface flammability. <i>Flamabilidad de la superficie.</i>
<b>Durability</b> <i>Durabilidad</i>	Domestic use <i>Uso doméstico</i>		Intensive use <i>Uso intensivo</i>
	EN ISO 10361 Method A		Medium use <i>Uso medio</i>
			Occasional use <i>Uso ocasional</i>
	Comercial use <i>Uso comercial</i>		Heavy traffic <i>Tráfico intenso</i>
	EN ISO 10361 Method A		Medium traffic <i>Tráfico medio</i>
			Occasional traffic <i>Tráfico ocasional</i>
<b>Luxury class</b> <i>Lujo y confort</i>	EN ISO 8543		LC5 (highest luxury rating) <i>LC5 (índice de calificación más alto en función del gramaje)</i>
<b>Castor chairs allowed</b> <i>Apta para sillas con ruedas</i>	EN 985:2002 Method A		Continuous use (office etc.) <i>Uso continuo (oficina, etc)</i>
			Occasional use (private) <i>Uso ocasional (privado)</i>
<b>Suitable for stairs</b> <i>Apta para escaleras</i>	EN ISO 12951-B		Continuous use <i>Uso continuo</i>
			Occasional use <i>Uso ocasional</i>
<b>Color fastness</b> <i>Resistencia del color</i>	Light resistance <i>Resistencia a la luz</i> EN ISO 105-B02		UV resistant and higher preservation of colors. <i>Resistente a rayos UV y mayor conservación de los colores.</i>
	Water resistance <i>Resistencia al agua</i> EN ISO 105-E02		Excellent <i>Excelente</i>
<b>Thermal conductivity</b> <i>Resistencia térmica</i>	EN 12664:2001		Rug thermal resistance is lower than 0.17 m <sup>2</sup> K/W. The symbol indicates that the rug can be used in combination with underfloor heating systems. <i>La resistencia térmica de la alfombra es inferior a 0,17 m<sup>2</sup> K/W. El símbolo indica que la alfombra es apta para usar con sistemas de calefacción por suelo radiante.</i>
<b>Free of harmful substances</b> <i>Libre de sustancias nocivas</i>	CAL PROP 65		Ensuring that the product does not contain chemical substances. <i>Asegurando que el producto no contiene sustancias químicas.</i>

INDOOR RUGS <i>ALFOMBRAS DE INTERIOR</i>		Surface flammability <i>Flamabilidad superficie</i>			Durability <i>Durabilidad</i>		Luxury class <i>Lujo y confort</i>	Thermal conductivity <i>Resistencia térmica</i>	Castor chairs allowed <i>Apta para sillas con ruedas</i>	Suitable for stairs <i>Apta para escaleras</i>	Free of harmful substances <i>Libre de sustancias nocivas</i> <b>CAL PROP 65</b>
		Reaction to fire <i>Reacción al fuego</i>	CFR 16 PART 1630/1631	ASTM E648	Domestic use <i>Uso doméstico</i>	Comercial use <i>Uso comercial</i>					
FORMULA	HAND TUFTED 100% New Zealand wool		Pass	Class 1							Pass
	HAND TUFTED 100% New wool		Pass	Class 1							Pass
	HAND TUFTED 75% New wool + 25% Tencel		Pass	Class 1							Pass
	HAND KNOTTED Type Indo Nepal 100% New Zealand wool		Pass	Class 1							Pass
	HAND KNOTTED Type Indo Nepal 100% Jute		Pass	Class 2							Pass
FORMULA	HAND KNOTTED Type Sumak 100% Afghan wool		Pass	Class 2							Pass
FORMULA	HAND LOOMED 75% New wool + 25% Tencel		Pass	Class 1							Pass
FORMULA	HAND LOOMED Type Kilim 100% Hand spun Afghan wool		Pass	Class 1							Pass
FORMULA	HAND LOOMED Type Dhurrie 49% New Zealand wool + 45% Wool felt + 6% Cotton		Pass	Class 1							Pass
	HAND LOOMED Type Dhurrie 100% New Zealand wool		Pass	Class 1							Pass
	HAND LOOMED Type Dhurrie 100% New wool		Pass	Class 1							Pass

OUTDOOR RUGS <i>ALFOMBRAS DE EXTERIOR</i>		Surface flammability <i>Flamabilidad superficie</i>			Durability <i>Durabilidad</i>		Luxury class <i>Lujo y confort</i>	Color fastness <i>Resistencia del color</i>		Free of harmful substances <i>Libre de sustancias nocivas</i> <b>CAL PROP 65</b>
		Reaction to fire <i>Reacción al fuego</i>	CFR 16 PART 1630/1631	ASTM E648	Domestic use <i>Uso doméstico</i>	Comercial use <i>Uso comercial</i>		Light Luz	Water Agua	
FORMULA	HAND TUFTED 100% Recycled PET		Pass	Class 2						Pass
FORMULA	HAND LOOMED Type Dhurrie 100% Recycled PET		Pass	Class 1						Pass
FORMULA	HAND LOOMED 100% Recycled PET		Pass	Class 2						Pass

\* To improve the reaction to fire qualification we can apply the fireproof treatment achieving the maximum rating (B) according to UNE-EN 13501-1:2019

\* Para mejorar la resistencia al fuego, podemos aplicar el tratamiento ignífugo obteniendo la categoría máxima (B) según normativa UNE-EN 13501-1:2019

# **nanimarquina**

## **Size guide**

Suggestions to install your rug

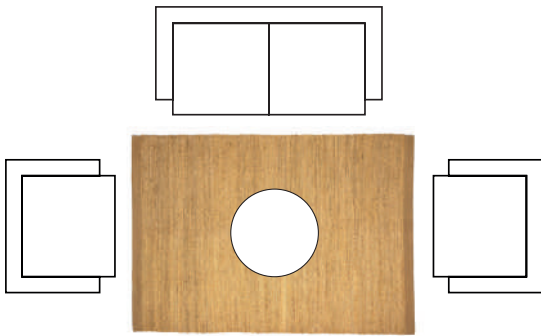
## This guide

Selecting a rug is an important moment, since it will define the character of our spaces. Likewise, it is imperative to decide how it will coexist with other elements and although there is no right or wrong way to place your rug, there are certain rules that you can take into account to choose the model that best suits you. This is why we have prepared a rug placement guide to help you achieve the perfect rug layout for your space.

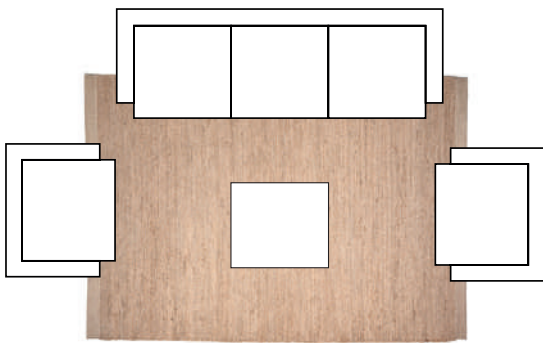
The first step is to always measure the floor space in which the rug will be placed as well as considering the furniture that will coexist in the chosen area so as to ensure you are able to take the best possible decision in regards to interior design.

All rug sizes in this guide correspond with standard nanimarquina measurements. We know that each space is unique and may require special products, so our design and production teams are at your disposal to create bespoke options that suit your needs.

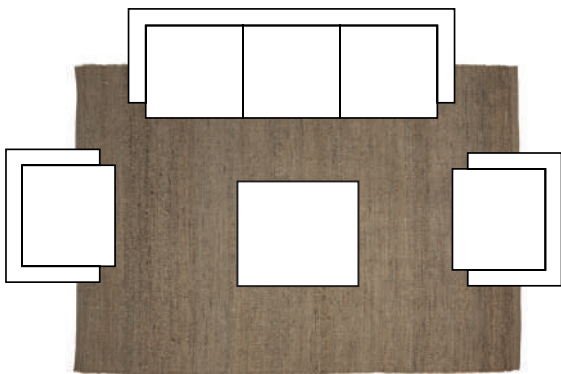
Do not hesitate to write to [info@nanimarquina.com](mailto:info@nanimarquina.com) with your requests: from different sizes and unique designs to customized solutions for home wiring and special installations.



170x240 cm 5'7"x7'10"



200x300 cm 6'7"x9'10"



300x400 cm 9'10"x13'1"

## Living room

As a general rule, large and small rest areas benefit greatly from adding a rug, which helps to define the different spaces and brings comfort to the entire room. A rug will additionally offer acoustic insulation.

We recommend choosing large rugs to accompany furniture. A rug that does not extend to at least the length of the main sofa may seem overly small. Circular and smaller size rugs are a great solution to create a more intimate reading nook.

Sofa  
92x275 cm



Sofa  
92x192 cm



Armchair  
92x112 cm




Coffee table  
105x120 cm




Coffee table  
ø 80 cm





250x250 cm 8'2"x8'2"

---



ø150 cm 4'x11"

---

## Living room

Sofa  
92x275 cm



Sofa  
92x192 cm



Armchair  
92x112 cm



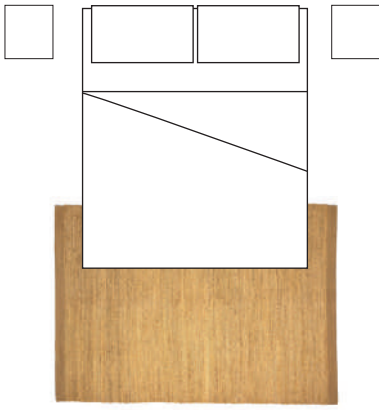
Coffee table  
105x120 cm




Coffee table  
80x80 cm



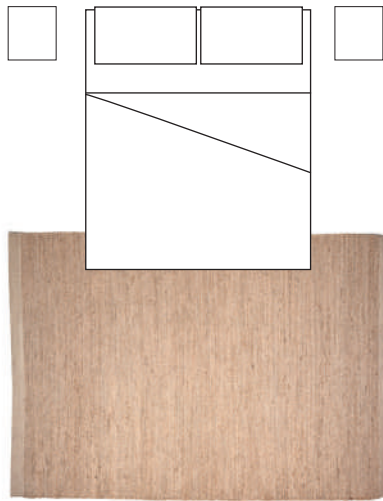




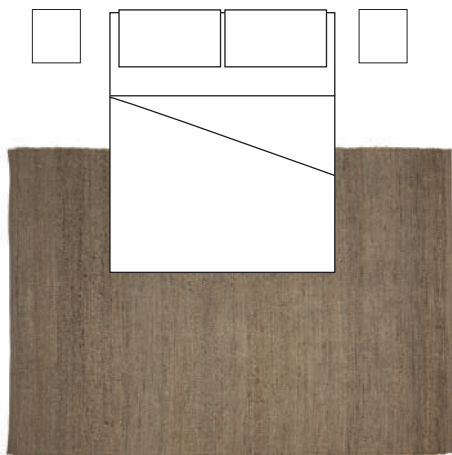
170x240 cm 5'7"x7'10"



200x300 cm 6'7"x9'10"



200x300 cm 6'7"x9'10"

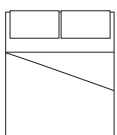


300x400 cm 9'10"x13'1"

## Bedroom

A rug is a great companion for bedrooms, where maximum comfort is usually sought. It can be placed at the foot of a bed, taking advantage of the warmth it offers upon entering and leaving the room; smaller sizes can be placed on both sides of the bed or the rug can even be used as a decorative element.

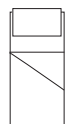
Bed  
180x200 cm

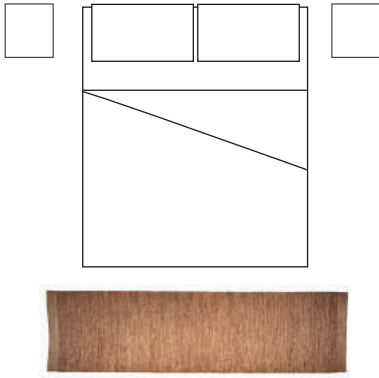


Night table  
50x50 cm



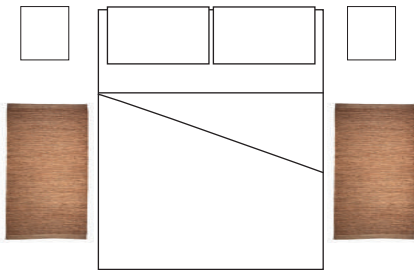
Bed  
80x190 cm






80x240 cm 2'8"x7'10"

---



80x140 cm 2'8"x4'7"

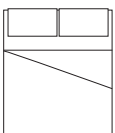


80x140 cm 2'8"x4'7"

---

Indoor  
bedroom

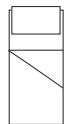
Bed  
180x200 cm

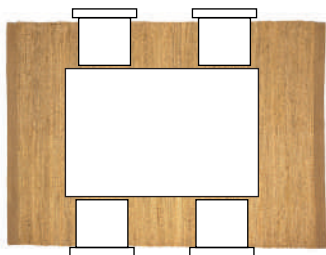


Night table  
50x50 cm

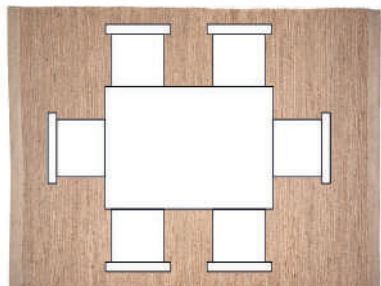


Bed  
80x190 cm







170x240 cm 5'7"x7'10"



200x300 cm 6'7"x9'10"



300x400 cm 9'10"x13'1"



ø150 cm 4'x11"

## Dining room

In dining rooms, a rug under the table is a great solution to improve the acoustics of the space, as well as providing comfort and personality.

The size of the rug should be proportional to the size of the table and ideally slightly larger so that the back legs of the chairs do not protrude from the rug once seated. Specifically, a seated person generally occupies 75cm; therefore, the rug should be approximately 1m larger than the table on each side.

Table  
100x220 cm



Table  
100x150 cm



Table  
200x100 cm




Table  
ø 100 cm

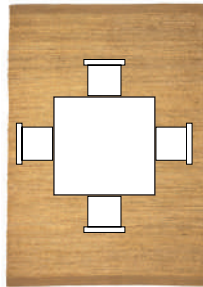


Chair  
51x58

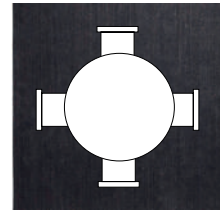
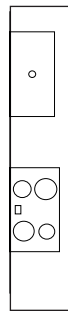




75x400 cm 2'5"x12'13.5"



170x240 cm 5'7"x7'10"



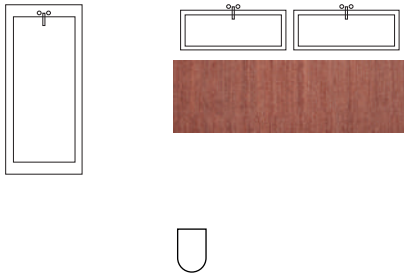
250x250 cm 8'2"x8'2"

## Kitchen

Long, narrow rugs, commonly labelled runners, work very well in kitchens. One example would be to separate food preparation and eating areas. A rug can also be placed to indicate a transition to another room.

Stool  
48x49 cm





80x240 cm

2'8"x7'10"

## Bathroom

Although less frequent, a rug can be the perfect companion for bathrooms. Adding a touch of comfort, separating wet zones from the rest of the room or indicating the entrance to a different area.

Bathtub  
100x220 cm




Sink  
100x150 cm

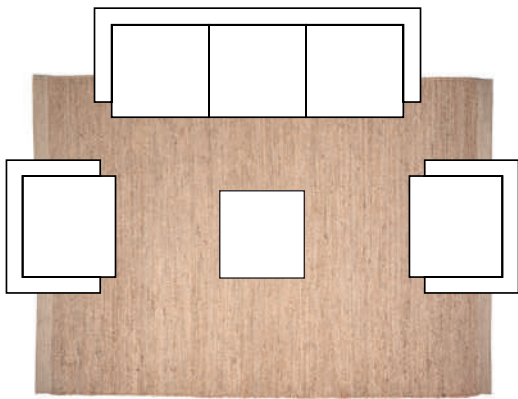


WC  
39x59 cm

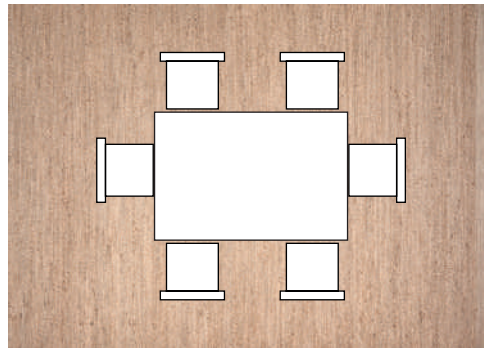




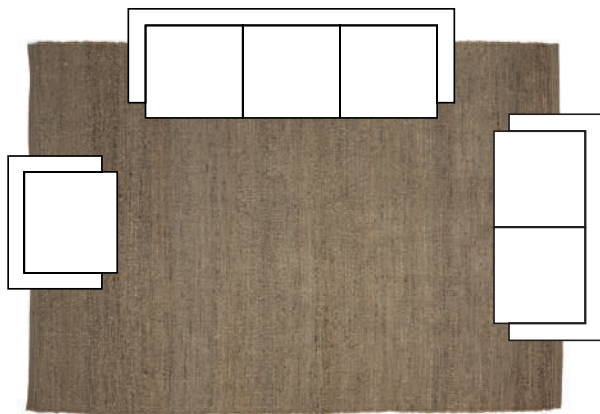
170x240 cm 5'7"x7'10"



200x300 cm 6'7"x9'10"



200x300 cm 6'7"x9'10"



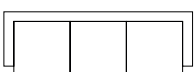
300x400 cm 9'10"x13'1"

## Terrace

Outdoor rugs are perfect for terraces and outside areas in order to achieve the same sensation of comfort as indoor spaces. These rugs will help to define specific areas and add personality, while being resistant and easy to maintain.

Similar to recommendations for interiors: choose large rugs to accompany sofas and armchairs. Should a table complete the outdoor setting, the rug should be proportional to the size of the table.

Sofa  
90x238 cm



Sofa  
90x192 cm



Armchair  
90x97 cm



Coffee table  
120x120 cm

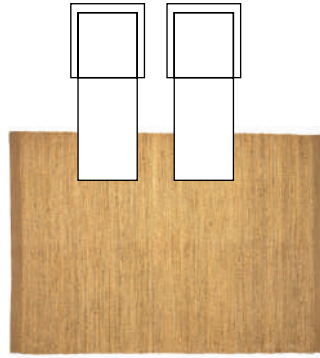



Table  
100x150 cm




Chair  
51x58





170x240 cm 5'7"x7'10"



200x300 cm 6'7"x9'10"



300x400 cm  
9'10"x13'1"

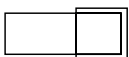
## Pool

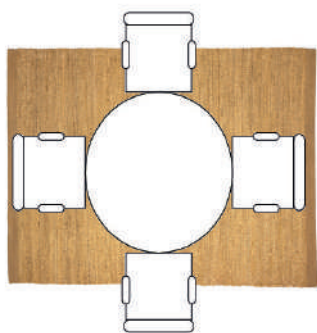
An outdoor rug can be a great asset for pool areas where we wish to add color and personality.

Chaise lounge  
85x203 cm


Armchair  
90x97 cm

Side table  
Ø 48 cm







170x240 cm 5'7"x7'10"



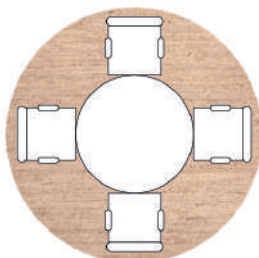
200x300 cm 6'7"x9'10"



300x400 cm 9'10"x13'1"



170x240 cm 5'7"x7'10"



∅ 250 cm 8"x2"

## Work spaces

The benefits of a rug are especially attractive for work environments: it is an excellent acoustic and thermal insulator while reducing static electricity. In addition, rugs provide warmth and well-being.

Rugs can be placed under individual desks or in meeting rooms where comfort is especially necessary. The rug will also be a great ally in creating different areas within the same space, such as leisure and rest, reception and waiting areas, etc.

Table  
180x80 cm



Table  
140x240 cm



Table  
100x100 cm



Table  
∅ 48 cm



Chair  
59x59 cm

