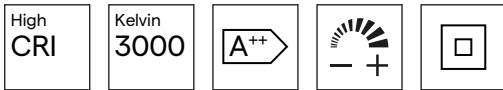


Design: Tommaso Cimini, 2019




Floor lamp for direct and indirect lighting with single pivotable arm. The head can rotate 180° and is provided with a screen grid for glare control. Equipped with a foot on-off and dimmer switch.

### Finishing

#### Standard

 Black soft touch  
cod. 60L01ST00

 Matt white  
cod. 60L02OP00

 Brushed nickel  
cod. 60L4400

#### Special

 Metallic bronze  
cod. 60L29MT00

All RAL coating and galvanic finishes available upon request

### Light emission

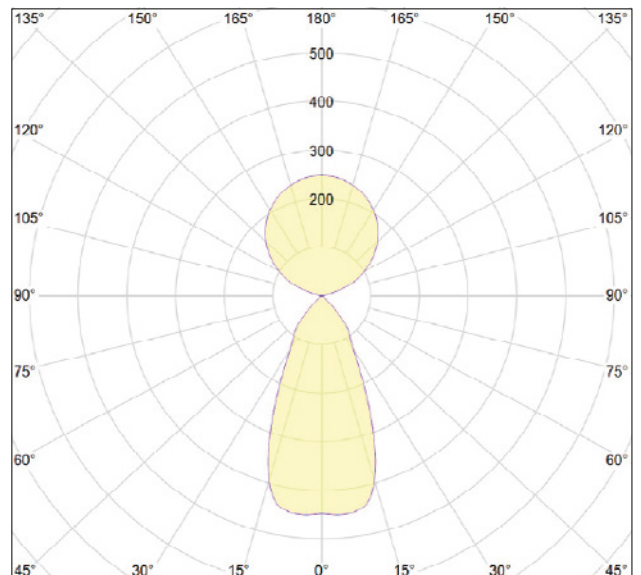
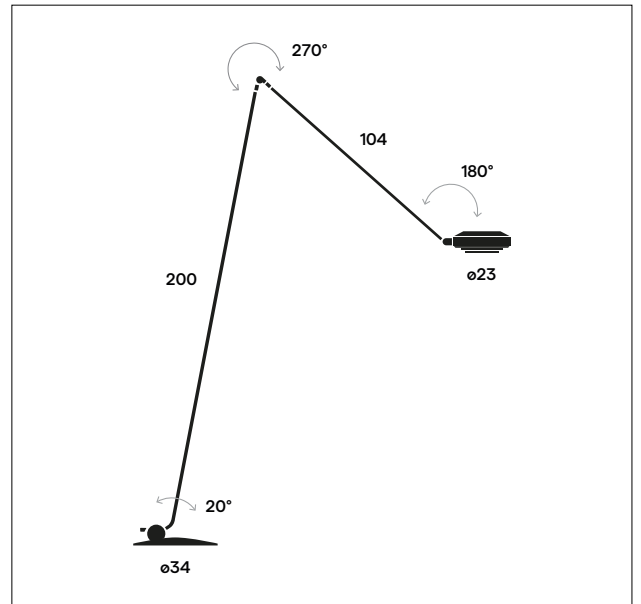
- Light emission: diffuse
- Light direction: downlight, uplight
- Light source: 2 led boards
- Source flux: 3980 lm
- Emitted flux: 2346 lm
- Efficacy: 49 lm/W
- CCT: 3000K
- CRI index: >95
- LLMF: 50000 h

### Electrical Facts

- Source power: 45 W
- Power absorption: 48 W
- Stand-by absorption: < 1 W
- Grid voltage: 100 – 240 V AC / 50-60 Hz (EU/UK plug equipped)
- Power supply: internal AC-DC converter provided
- Dimmability: on-wire foot dimmer switch
- Energy class: A++

### Technical data

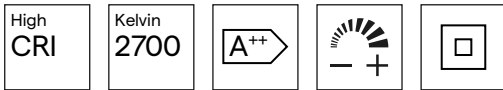
- Environment: indoor
- Placement: floor
- Net weight: 14,4 Kg
- Certifications: pending
- Suggested ambient T: 25°C
- Maximum ambient T: 40°C
- Insulation class: II
- Protection class: IP20



**Packaging**  
cardboard box  
211×33×13 + 40×40×10 cm  
0,127 m<sup>3</sup> + 0,018 m<sup>3</sup>

**Gross weight**  
5,6 Kg + 13 Kg

Design: Tommaso Cimini, 2019





Floor lamp for direct and indirect lighting with single pivotable arm. The head can rotate 180° and is provided with a screen grid for glare control. Equipped with a foot on-off and dimmer switch.

### Finishing

#### Standard

 Black soft touch  
cod. 60L01STK27

 Matt white  
cod. 60L02OPK27

 Brushed nickel  
cod. 60L44K27

#### Special

 Metallic bronze  
cod. 60L29MTK27

All RAL coating and galvanic finishes available upon request

### Light emission

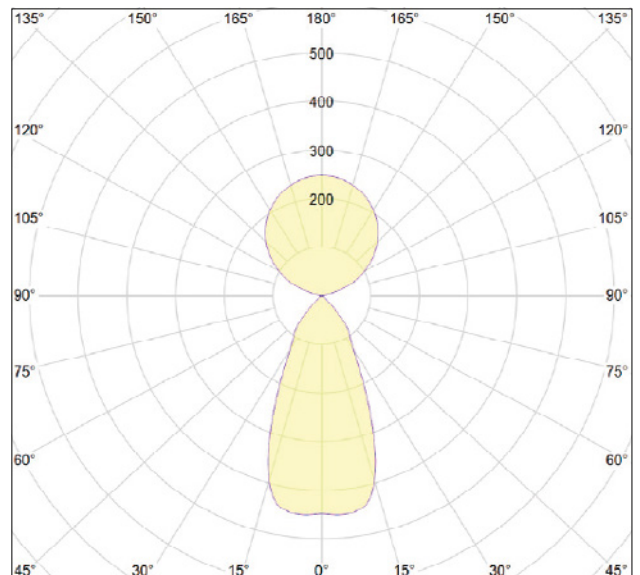
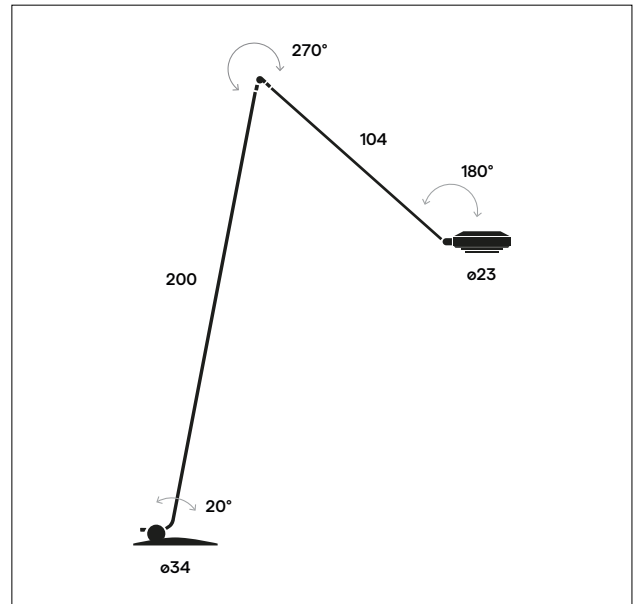
- Light emission: diffuse
- Light direction: downlight, uplight
- Light source: 2 led boards
- Source flux: 3600 lm
- Emitted flux: 2280 lm
- Efficacy: 47,5 lm/W
- CCT: 2700K
- CRI index: >95
- LLMF: 50000 h

### Electrical Facts

- Source power: 45 W
- Power absorption: 48 W
- Stand-by absorption: < 1 W
- Grid voltage: 100 – 240 V AC / 50-60 Hz (EU/UK plug equipped)
- Power supply: internal AC-DC converter provided
- Dimmability: on-wire foot dimmer switch
- Energy class: A++

### Technical data

- Environment: indoor
- Placement: floor
- Net weight: 14,4 Kg
- Certifications: pending
- Suggested ambient T: 25°C
- Maximum ambient T: 40°C
- Insulation class: II
- Protection class: IP20



**Packaging**  
cardboard box  
211×33×13 + 40×40×10 cm  
0,127 m<sup>3</sup> + 0,018 m<sup>3</sup>

**Gross weight**  
5,6 Kg + 13 Kg